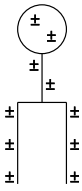
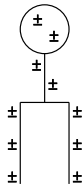
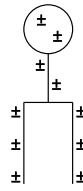
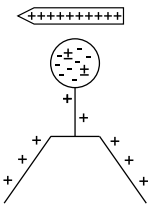
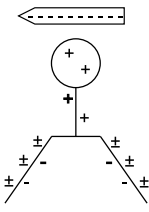


In class we have studied the charging of an electroscope using various methods. Below are 4 partial sets of diagrams showing the charging of an electroscope by contact & induction with both a positively & negatively charged ebonite rod.

TASK

- ① Cut out each of the 15 diagrams (labelled A → O) on the accompanying sheet.
- ② Place the diagrams in the appropriate space in the columns below. Check your answers with your partner.
- ③ After the class discussion, glue/tape the cards in their correct order.

CHARGING BY CONTACT		CHARGING BY INDUCTION	
USING A +VELY CHARGED ROD	USING A -VELY CHARGED ROD	USING A +VELY CHARGED ROD	USING A -VELY CHARGED ROD
			
			

NOTE: There are two sets of cards on this sheet. Share with a friend to help eliminate waste!

