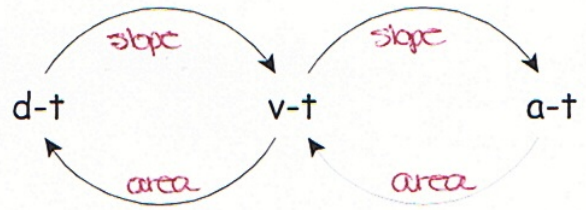
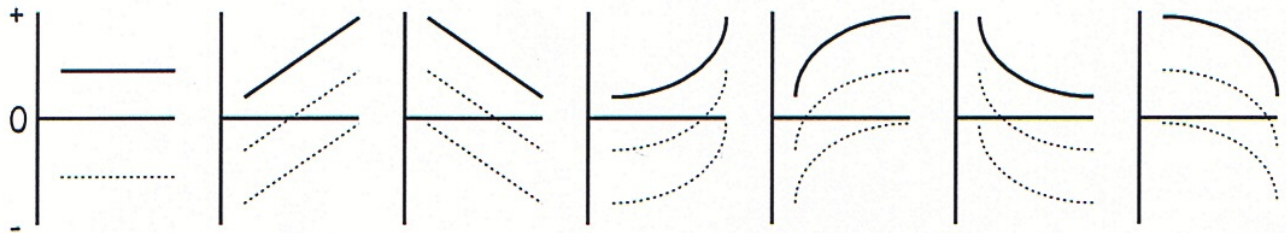


- Complete the following diagram to the right that relates position-time ($\vec{d}-t$), velocity-time ($\vec{v}-t$), and acceleration-time ($\vec{a}-t$) graphs.
- For each of the following d-t graphs
 - sketch the corresponding v-t and a-t graphs (solid lines).
 - sketch the corresponding v-t and a-t graphs (dotted lines).
 - is there a difference between (a) and (b)?

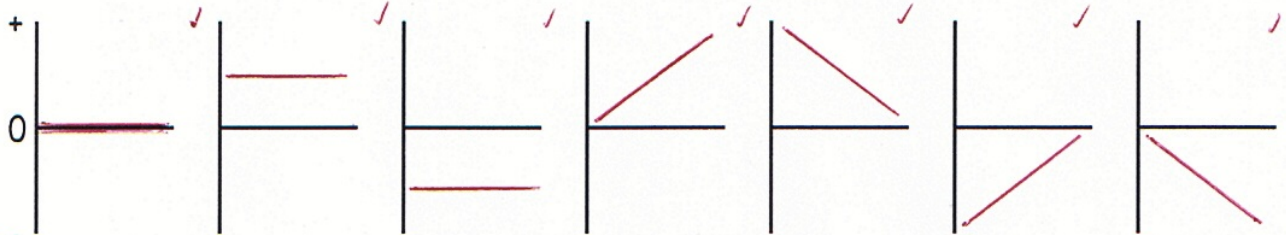


Remember that "AREA" IS CUMULATIVE!!

d-t



v-t



a-t

