

Name Amber

Period _____

Naming Alkanes – Worksheet #1

Name the following branched alkanes:

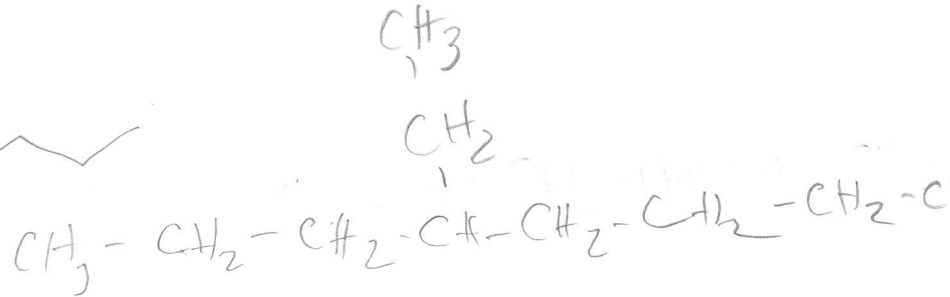
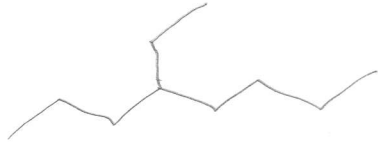
1.	$\begin{array}{c} \text{H}_3\text{C}-\text{CH}-\text{CH}_3 \\ \\ \text{CH}_3 \end{array}$	2-methylpropane
2.	$\begin{array}{c} \text{H}_3\text{C}-\text{CH}-\text{CH}_3 \\ \\ \text{CH}_2-\text{CH}_3 \end{array}$	2-methylbutane
3.	$\begin{array}{c} \text{H}_3\text{C}-\text{CH}_2-\text{CH}_2-\text{CH}-\text{CH}_2-\text{CH}_2-\text{CH}_3 \\ \\ \text{CH}_2-\text{CH}_3 \end{array}$	4-ethylheptane
4.	$\begin{array}{c} \text{H}_3\text{C}-\text{CH}_2-\text{CH}_2-\text{CH}-\text{CH}-\text{CH}_2-\text{CH}_3 \\ \qquad \qquad \\ \text{CH}_3 \qquad \qquad \text{CH}_2-\text{CH}_3 \end{array}$	3-ethyl-4-methylheptane
5.	$\begin{array}{c} \text{H}_3\text{C}-\text{CH}_2-\text{CH}-\text{CH}_2-\text{CH}-\text{CH}_2-\text{CH}_3 \\ \qquad \qquad \\ \text{CH}_3 \qquad \qquad \text{CH}_2-\text{CH}_2-\text{CH}_3 \end{array}$	5-ethyl-3-methyloctane
6.	$\begin{array}{c} \text{H}_3\text{C}-\text{CH}_2-\text{CH}_2-\text{CH}_2-\text{CH}_2 \\ \\ \text{H}_3\text{C}-\text{CH}_2-\text{CH}_2-\text{CH}_2-\text{C}-\text{CH}_2-\text{CH}_3 \\ \\ \text{CH}_3 \end{array}$	5-ethyl-5-methyldecane
7.	$\begin{array}{c} \text{CH}_2-\text{CH}_2-\text{CH}_3 \\ \\ \text{H}_2\text{C}-\text{CH}-\text{CH}_2-\text{CH}-\text{CH}_3 \\ \qquad \qquad \\ \text{CH}_3 \qquad \qquad \text{CH}_2-\text{CH}_2-\text{CH}_3 \end{array}$	4-ethyl-6-methylnonane

(over)

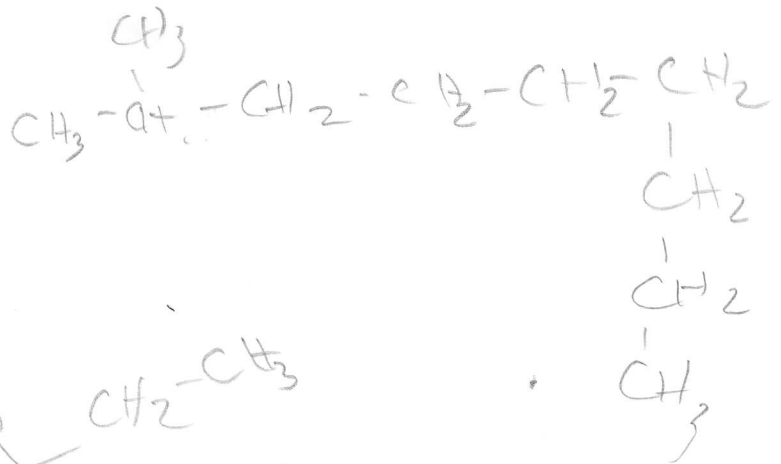
Draw structural formulas for the following molecules. Remember the following:

- Carbons on the end of a chain are attached to three hydrogens
- Carbons in the middle of a chain are attached to two hydrogens
- Carbons that have one branch attached are also attached to one hydrogen
- Carbons that have two branches attached are not attached to any hydrogens.

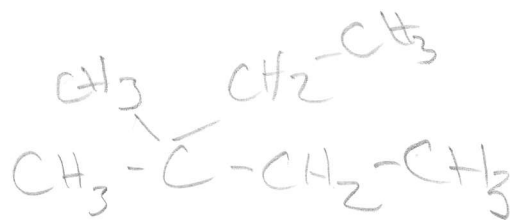
8. 4-ethyl-octane



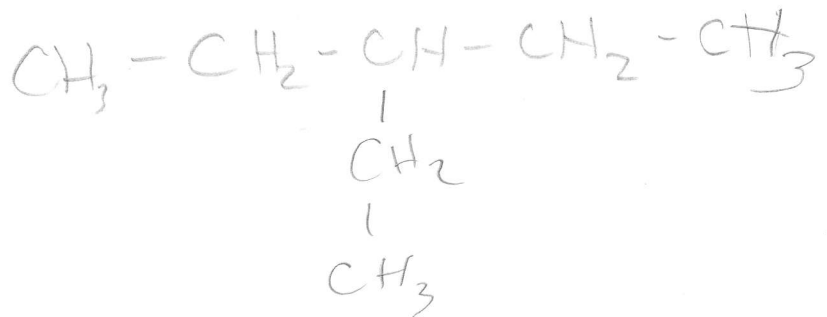
9. 2-methyl-nonane



10. 2-methyl-2-ethyl-butane



11. 3-ethyl-pentane



12. 2-methyl-3-ethyl-heptane

